

A Prevention Manual for Indigenous Community Radio
Stations During the COVID-19 Pandemic Emergency

Cultural  **Survival**





Indigenous communities are facing an unprecedented challenge due to the COVID-19 pandemic. Cultural Survival is working to support Indigenous community radio stations which can make a big difference in how Indigenous communities are dealing with the crisis. Community radio is a powerful tool for Indigenous Peoples, to exercise their right to self-determination, their right to freedom of expression, to communicate the information that is relevant, useful, and important to the communities themselves. Knowledge is power and communities are being empowered through radio.

Galina Angarova
Buryat

Executive Director - Cultural Survival

COVID-19 Good Practices Guide

This good practices guide seeks to be a tool of help for Indigenous community communicators so that they can take on and fight COVID-19 in their day to day work.

General objective:


To serve as a support tool for communications personnel from Indigenous communities to address and confront the impacts of COVID-19.

Audience:

This manual is a resource for radio staff, Indigenous journalists, broadcasters and communicators worldwide for their safety in the times of COVID-19.



COVID-19



Humanity is facing a new pandemic known as COVID-19. A vaccine for its cure is still being worked on. With governments worldwide implementing regulations that limit physical human contact, the economic, political and social crisis have worsened. This worldwide emergency led us to rethink how the ancestral knowledge that Indigenous Peoples hold can improve our relationship with mother earth. Let promote and build other ways of living that involve consumer and human activity that do not damage nature.

Indigenous community media is playing a crucial role at this moment. In the face of this global emergency, communicators should provide accurate information in a clear and accountable manner. Cultural Survival put this manual together in response to the emergency, recognizing the role of radio and its importance and need to focus on the safety.

Remember, the recommendations that have been highlighted include avoiding crowds, keeping appropriate distance from others, washing our hands properly and using of a face mask.



Weaknesses and Strengths

This change brings an opportunity to reflect on the vulnerability and strengths of Indigenous Peoples



The lack of access to health, medicine, drinking water and to accurate information on each is understood as a vulnerability.

Community values, food systems, traditional medicine and organization are viewed as strengths.



Cultural Survival shares this manual in response to the emergency, recognizing the role of radio and its importance and the need to keep Indigenous communicators safe are recommendations of preventative practices to exercise radio communication during COVID-19. It consists of two sections.

The first part is directed at radio members and personnel.


The second part is a guide to generate content in a responsible manner for Indigenous communities.





PART I


RADIO STAFF AND VOLUNTEERS WHAT SHOULD THE RADIO TEAM DO? SAFETY FIRST!




 Create a safety plan for radio members

 Be properly identified

 Adjust the assigning of work around the most vulnerable

 Don't put yourself at risk, your life is more valuable than a radio program

 Analyze risks

Create a safety plan for radio members

It is necessary that you do this as a team, taking into account the recommendations of the World Health Organization—WHO, of national governments, of the health authorities and the local authorities of each country.

Analyze risks

When you travel in the community, be sure to follow the measures taken by community leaders and local authorities. This is your first line of protection.



Be properly identified

as members of communication media to avoid problems with restrictions and regulations adopted by each country. Appropriate permits should accompany personnel both in and out of the studio.

Don't put yourself at risk, your life is more valuable than a radio program

Don't expose yourself unnecessarily in high risk places, unless you have adequate protection gear, otherwise do not, remember that communicators are mortals.

Adjust the assigning of work around the most vulnerable

If the team is made up of some people of a more mature age or if a member suffers a chronic illness, they should be assigned other tasks that they can perform from home.

Clean the work area constantly



Use a windbreaker or sponge for microphones



Disinfect equipment after an interview



Avoid bringing more than two people into the radio



Create programming through streaming as an option for not going to the recording booth



Clean the work area constantly

Use liquid alcohol in concentrations of 70%, also you can use chlorine or disinfectant dissolved in water.

Create programming through streaming as an option for not going to the recording booth

Coordinate a connection to the booth with the person in charge, this modality offers better sound quality than transmission by telephone. If you do not have the resources to transmit this way, do it by telephone as a second option. You can find some options for free streaming in the following link: www.giss.tv

Use a windbreaker or sponge for the microphones

Microphones can be a source of infection. At the end of a program it is necessary to change the sponge or cover it up with a new bag (plastic or cloth) for each guest. Be responsible



Avoid bringing more than two people into the radio

This should only be done if it is indispensable, keeping physical distance and using a face masks

Disinfect equipment after an interview

You should use a cloth soaked with ethyl alcohol. Avoid cleaning with chlorine, because it is corrosive to the equipment. You can buy ethyl alcohol in the pharmacy or drugstore.

PART II

Personnel and radio volunteers

In this part, we summarize some guidelines provided by the World Health Organization and specialized portals with respect to the COVID-19 pandemic, so that Indigenous community communicators can report in a responsible and not alarmist manner.



Avoid the infodemic and fake news



The World Health Organization (WHO) coined the term “infodemic” to describe the misinformation and erroneous information that circulates in different media and platforms. Misinformation and false information creates confusion and bad decision taking from the population, which can have an effect on the wellbeing of everyone. Avoid alarmist or sensationalist titles.

Focus on official and scientific data about the illness and the recommendations by the World Health Organization

Remember that you are neither an expert nor a scientist on the subject, so only research by public health specialists, epidemiologists, nurses, vaccine creators, and geneticists can explain the scientific aspects of the epidemic to inform the public.

WHO
World Health Organization





Promote ancestral Indigenous medicine and practices

We have knowledge about how to strengthen our immunity with traditional food and medicine. Interview traditional doctors and other healers.

Transmit the information in your community's language and in the mainstream language of your country

Contextualized information in our Indigenous mother tongue is better and easily understood. Be a reliable source of information for the community. If there is no personnel who speaks the Indigenous language, efforts should be made to find people who do. There are many local productions that you can share. At the end of this manual we will share with you links of portals with reliable information.





Avoid stigmatization



Radio as a Human Rights promoter

Radios can create awareness campaigns regarding the respect of human rights and have an emergent communication space (to denounce human rights violations).

Due to the origin of the virus, many media at first referred to it as the “Chinese virus”; this caused racism and xenophobia throughout the world, harming Asians.

In our region, something similar has happened, because the aggressions and discrimination has been a latent threat for our migrant and deported brothers returning to our countries.

Because of this, we recommend to be careful with the language we use, avoiding the use of adjectives to address someone’s nationality, food preferences, immigration status, or because of an underlying health condition.



Avoid publications without verification

Currently there are many frauds trying to get money from people, it can come from people or groups with no scruples: for example medicine, pomades or miracle infusions. If someone is assuring they can cure the disease, as journalists and communicators we should question them differentiating this type of information and natural ancestral medicine.



Reporting under the principles of human dignity

If you know of someone who has symptoms or has died due to COVID-19, we recommend approaching the problem by respecting the families and the person themselves. Be aware of how far you can go with your questions. Put yourself in their shoes.





Offer coverage of information generated in our communities and from our authorities

Communicate the measures that are being taken at national, regional, and community levels, commenting on which activities have been cancelled or are not allowed at this moment.

Remember, radio is a bridge to inform the population of the importance self-identification of symptom and to allow health authorities to test vulnerable and people with symptoms. The test is of paramount importance to avoid infection and to protect the health of the infected person.



Promoting community values



1. Promote coexistence during confinement. Suggest family activities, for example: weaving, gardening, cooking, amongst others.

2. Suggest organizing homes by dividing up the housework, keeping in mind, gender equality. Promote oral traditions around the table or other activities that minimize the psychological effects that this pandemic is generating.



3. Create radio campaigns against violence towards children or women. Now that we are under confinement we are receiving more reports of violence. Be a voice of support, calm and of awareness for your community.

4. Promote oral tradition around home tables and other activities that minimize the psychological impact of this pandemic.

Promoting community values

5. In many places online classes are not an effective way to address the needs of students due to the lack of access to the internet and other resources. Explore new radio formats to educate the youth and children as a way to contribute and minimize the impact of school closures and class cancellations. Invite teachers to give their classes through the radio.



6. Inform the audience that lifting restrictions in some places does not signal the end of COVID-19. Recommend respecting the recommendations by the health authorities.

7. It is advisable to focus on the positive history and moments of the community during this pandemic.

8. Begin a discussion amongst the community to reflect upon the lessons this crisis is leaving us and how to improve our lives.





9. Promote saving money and not buying unnecessary things.

10. Invite the community to take hygiene measures seriously, money is not deemed as a means of infection, but its circulation can be a potential way of infection.



11. Promote the consumption of foods that strengthen our defenses and create specific programs to revitalize ancestral culinary recipes that provide significant nutrients in our life, demonstrated by the longevity of our grandparents.

WHERE ARE YOU MOST VULNERABLE TO BEING INFECTED BY THE VIRUS?





General Reliant Sources of Information

General Reliant Sources of Information:

World Health Organization

<https://www.who.int/es>

Pan American Health Organization

<https://www.paho.org/hq/index.php?lang=es>

México

<https://verificovid.mx/>

<https://coronavirus.gob.mx/>

Guatemala

<https://www.unicef.org/guatemala/coronavirus-covid-19-lo-que-los-padres-deben-saber>

El Salvador

<https://covid19.presidencia.gob.sv/>

Honduras

<https://covid19honduras.org/>

Nicaragua:

<https://ondalocal.com.ni/>

Panamá

<http://www.mingob.gob.pa/gobernacion-la-comarca-guna-yala/>

<https://www.midiario.com/>



Specialized pages for journalists covering COVID-19

International Journalists' Network

<https://ijnet.org/en>

Global Investigative Journalism Network

<https://gijn.org/gijn-en-espanol/>

<https://derechos.culturalsurvival.org/>

<https://www.culturalsurvival.org/es/covid-19>

<https://www.articulo66.com/>

<https://rdsradio.hn/>

<http://www.vocesnuestras.org/programas/salvador>



This is a production of:

